

SMOOTH RIDE SEATS

SHOCK ABSORBING BOAT SEATS AND MORE





SMOOTH RIDE SEATS

SHOCK ABSORBING BOAT SEATS AND MORE

We work in partnership with our clients to provide the highest quality products, using the highest quality materials and production methods.

Eastsun Marine has the complete marine equipment production in its own hands, because we include all the high-tech equipments for every step in the production of your seat and pedestal. The main production & test equipments are: Gravity and sand casting machine, Swiss Spectrometer, Oblique bed CNC Lathe, CNC Cutting machine, CNC milling machine, CNC 3D Bending machine, welding machine, punch press and hydraulic press , Japanese Sewing machines, Salt spray test, impact, static load, waving test machine, thickness gauge and webster hardness tester etc. All products are designed and tested to meet the stringent requirements of the American Boat and Yacht Council (ABYC).

Within very short time, ESM has been established significant business in Europe、USA、Canada、Australia、New Zealand、Russia、Japan etc..

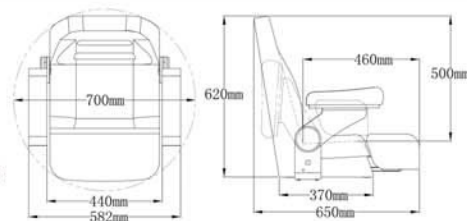
ESM now is seeking new opportunities to develop even further in this growth industry.

IMPACTSEATS

SHOCK ABSORBING BOAT SEATS AND MORE

HM58 FLIP UP SEAT WITH FIXED BACK AND TILTED ARMRESTS (TWO HOLES ON THE BACK)

- 186108-8016/3090 MAIN COLOR DARK BROWN 8016 + BEIGE 83090
186108-5013/9002 MAIN COLOR DARK BLUE 5013DB + WHITE 9002LG
186108-9011/7004 MAIN COLOR BLACK 9011BK + LIGHT GRAY 7004MG



186108-8016/3090



186108-5013/9002



186108-9011/7004



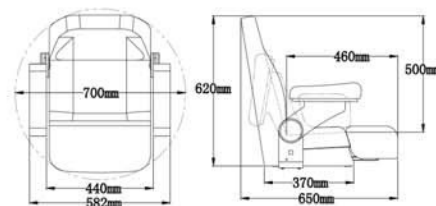
186108-9011/7004



186108-9011/7004

HM58 FLIP UP SEAT WITH FIXED BACK AND TILTED ARMRESTS

- 186104-8016/3090 MAIN COLOR DARK BROWN 8016 + BEIGE 83090
186104-9011/7004 MAIN COLOR BLACK 9011BK + LIGHT GRAY 7004MG
186104-5013/9002 MAIN COLOR DARK BLUE 5013DB + WHITE 9002LG
186102-9017/9002 MAIN COLOR BLACK 9017BLK + WHITE 9002LG
186102-8016 DARK BROWN 8016 , WHITE DOUBLE STITCHES



186104-9011/7004



186104-5013/9002



186102-9017/9002



186102-9017/9002



186102-8016

- Features:**
1. A flip up bolster allowing it to act as either a supremely comfortable seat or as a leaning post.
 2. Roto molded plastic substrate with full upholstered cushion.
 3. Heavy duty marine grade vinyl or fabric and high density foam.
 4. The flip up hinge and armrest brackets are made from corrosion-resistant aluminum and with Stainless steel hardware.
 5. Meets the test Standards recommended by ABYC.
- Custom-made seats are available to meet your design,color and layout requirements.

RS56 BLUE-WATER BF HIGH BACK FLIP UP SEAT WITH PILLOW

| | |
|-------------------|----------------------------------|
| 185100P-8016/3090 | DARK BROWN 8016 + BEIGE 83090 |
| 185100P-9011/7004 | BLACK 9011BK + LIGHT GRAY 7004MG |
| 185100P-5013/9002 | DARK BLUE 5013DB + WHITE 9002LG |
| 185100P-9002/7004 | WHITE 9002LG + LIGHT GRAY 7004MG |



185100P-8016/3090



185100P-9011/7004



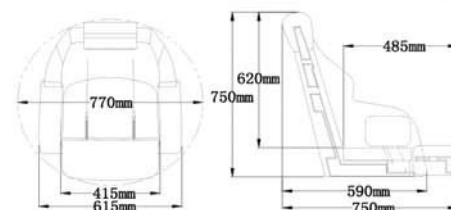
185100P-9011/7004



185100P-5013/9002



185100P-9002/7004



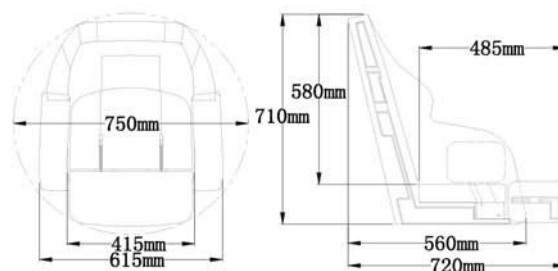
| | |
|---------------|--|
| 185100-5013DB | RS56 BLUE-WATER BF HIGH BACK FLIP UP SEAT ; IN DARK BLUE 5013DB VINYL , WITH DARK BLUE 5013DB DOUBLE STITCHING |
| 185100-3090 | RS56 BLUE-WATER BF HIGH BACK FLIP UP SEAT ; IN BEIGE 83090 VINYL , WITH BEIGE DOUBLE STITCHING |



185100-3090



185100-3090



| | |
|-------------|---|
| 184100-9011 | H54 FLIP UP SEAT; BLACK 9011BK + WHITE 9002LG; WITH BROWN DOUBLE STITCHINGS |
| 184100-5013 | H54 FLIP UP SEAT; DARK BLUE 5013DB + WHITE 9002LG; WITH BROWN DOUBLE STITCHINGS |



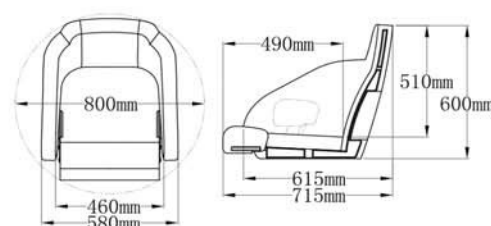
184100-9011



184100-9011



184100-9011



- Features:**
1. A flip up bolster allowing it to act as either a supremely comfortable seat or as a leaning post.
 2. Roto molded plastic substrate with full upholstered cushion.
 3. Heavy duty marine grade vinyl or fabric and high density foam.
 4. For additional storage, a pocket with elasticised top is incorporated in the seat back.
 5. The flip up hinge made from corrosion-resistant aluminum and with Stainless steel hardware.
 6. Meets the test Standards recommended by ABYC.
- Custom-made seats are available to meet your design,color and layout requirements.

- 184151-5013 SD51 FLIP UP SEAT WITH PILLOW; DARK BLUE 5013DB + WHITE 9002LG LACES
- 184150-9002 SD51 FLIP UP SEAT WITH PILLOW; WHITE 9002LG + DARK BLUE 5013DB LACES
- 184150-9002W SD51 FLIP UP SEAT WITH PILLOW; WHITE 9002LG + 9002LG LACES



- 181000-9002 SD51 FLIP UP SEAT, WHITE 9002LG + DARK BLUE 5013DB
- 181000-7004 SD51 FLIP UP SEAT, LIGHT GRAY 7004MG + DARK GRAY 7043DG



- 181152-9002/5013 SD52 FLIP UP SEAT; DARK BLUE 5013DB + WHITE 9002LG
- 181152-7004/7043 SD52 FLIP UP SEAT; DARK GRAY 7043DG + LIGHT GRAY 7004MG

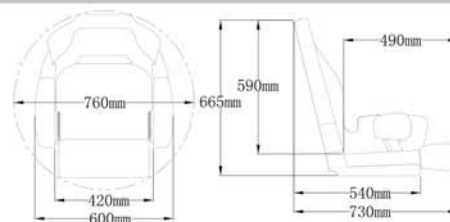


- Features:**
1. A flip up bolster allowing it to act as either a supremely comfortable seat or as a leaning post.
 2. Roto molded plastic substrate with full upholstered cushion.
 3. Heavy duty marine grade vinyl or fabric and high density foam.
 4. For additional storage, a pocket with elasticised top is incorporated in the seat back.
 5. The flip up hinge made from corrosion-resistant aluminum and with Stainless steel hardware.
 6. Meets the test Standards recommended by ABYC.

Custom-made seats are available to meet your design,color and layout requirements.

M53 FLIP UP SEAT

- 186153-8016/3090 DARK BROWN 8016 WITH BEIGE 83090
 186153-5013/9002 DARK BLUE 5013DB WITH WHITE 9002LG
 186153-9011/7004 BLACK 9011BK WITH LIGHT GRAY 7004MG
 186153-5003/9002 DARK BLUE 5003DB WITH WHITE 9002LG



186153-8016/3090



186153-5013/9002



186153-9011/7004



186153-5003/9002



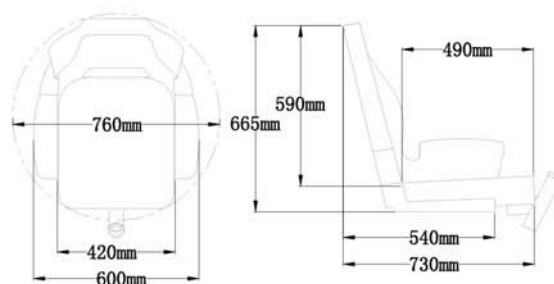
186153-5003/9002

- 180053-5013/9002 M53 NONE FLIP UP SEAT ; MAIN COLOR DARK BLUE 5013DB WITH WHITE 9002LG
 180053-5013/9002RH M53 NONE FLIP UP SEAT WITH AN EXTRA ROD HOLDER ; MAIN COLOR DARK BLUE 5013DB WITH WHITE 9002LG



180053-5013/9002

180053-5013/9002RH



- 186156-7043 M56 HIGH BACK FLIP UP SEAT; DARK GRAY 7043DG + LIGHT GRAY 7004MG
 186156-5013 M56 HIGH BACK FLIP UP SEAT; DARK BLUE 5013DB + WHITE 9002LG



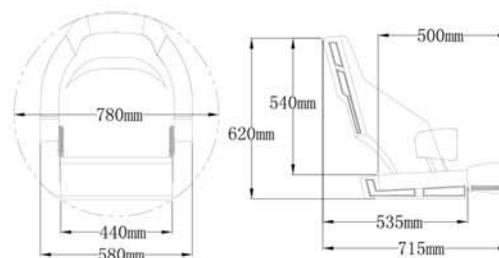
186156-7043



186156-5013



186156-5013



- 184156-9011W M56 LOW BACK FLIP UP SEAT; BLACK 9011BK + WHITE 9010
 184156-9017LG M56 LOW BACK FLIP UP SEAT; BLACK 9017BLK + LIGHT GRAY 9006LG.



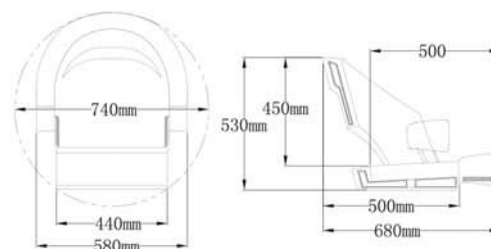
184156-9011W



184156-9017LG



184156-9017LG



184152-5013 H52 FLIP UP SEAT; DARK BLUE 5013DB + WHITE 9002LG

184152-7043 H52 FLIP UP SEAT; DARK GRAY 7043DG + LIGHT GRAY 7004MG

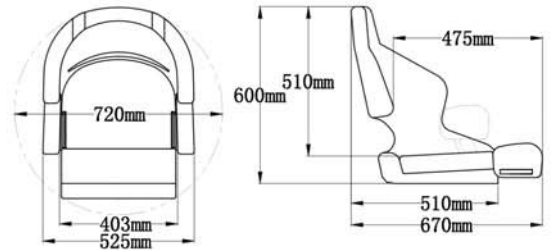
184152-9011 H52 FLIP UP SEAT; BLACK 9011BK + WHITE 9002LG



184152-9011



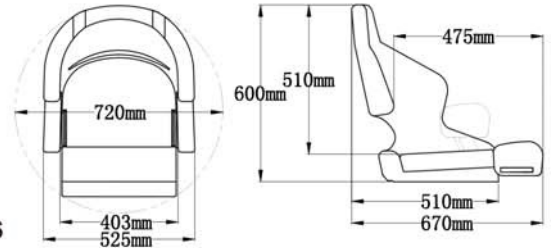
184152-9011



184152-9010BLK H52 FLIP UP SEAT; WHITE 9010 + BLACK 9017BLK

184152-9017RED H52 FLIP UP SEAT; IN BLACK CARBON VINYL 9017BLK + RED STITCHES

184152-3090RB H52 FLIP UP SEAT; BEIGE 83090 + BROWN 8016



184152-9010BLK



184152-9010BLK



184152-9017RED



184152-9017RED



184152-3090RB



184152-3090RB

180052-5013 H52 NONE FLIP UP SEAT; DARK BLUE 5013DB + WHITE 9002LG

180052-7043 H52 NONE FLIP UP SEAT; DARK GRAY 7043DG + LIGHT GRAY 7004MG

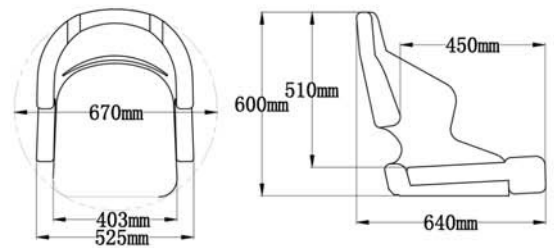
180052-9011 H52 NONE FLIP UP SEAT; BLACK 9011BK + WHITE 9002LG, BLACK STITCHES



180052-5013



180052-9011



180052-9010BLK H52 NONE FLIP UP SEAT; WHITE 9010 + BLACK 9017BLK

180052-9002R H52 NONE FLIP UP SEAT; WHITE 9002LG + RED 3003R

180052-7004DB H52 NONE FLIP UP SEAT; LIGHT GRAY 7004MG + DARK BLUE 5013DB



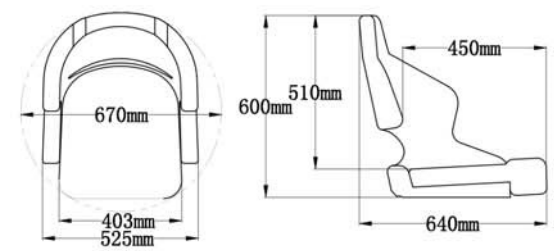
180052-9010BLK



180052-9002R



180052-9002R



- 180051-9002R M52S NONE FLIP UP SEAT ; WHITE 9002LG + RED 3003R
 180051-9002DB M52S NONE FLIP UP SEAT ; WHITE 9002LG + DARK BLUE 5013DB



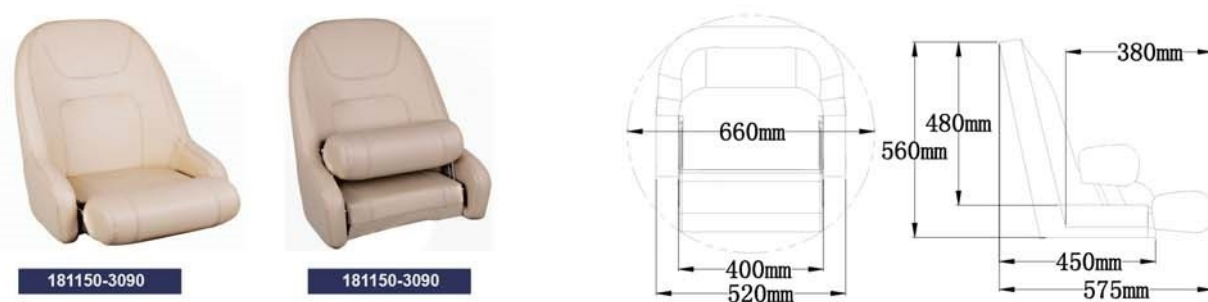
- 180051-7043/7004R M52S NONE FLIP UP SEAT ; DARK GRAY 7043DG + LIGHT GRAY 7004MG, WITH RED 3003R LACES
 180051-9011/9002 M52S NONE FLIP UP SEAT ; BLACK 9011BK + WHITE 9002LG



- 183152-9011LG BJR52 FLIP UP SEAT ; IN BLACK 9011BK + LIGHT GRAY 9006LG ; NOTE: THIS SEAT IS ONLY AVAILABLE FOR THE PEDESTAL WITH SPECIAL SHORT SLIDE
 183152-5013 BJR52 FLIP UP SEAT ; IN DARK BLUE 5013 DB + WHITE 9002LG ; NOTE: THIS SEAT IS ONLY AVAILABLE FOR THE PEDESTAL WITH SPECIAL SHORT SLIDE



- 181150-3090 M50 FLIP UP SEAT ; IN ALL BEIGE VINYL 83090 AND BEIGE DOUBLE STITCHES
 181150-9010 M50 FLIP UP SEAT ; IN ALL WHITE VINYL 9010 AND WHITE DOUBLE STITCHES



MOJO FLIP UP SEAT, IN STAINLESS STEEL HINGE AND ARMRESTS

- 184101FL-8016/3090 DARK BROWN 8016 + BEIGE 83090
 184101FL-9011/7004 BLACK 9011BK + LIGHT GRAY 7004MG
 184101FL-5013/9002 DARK BLUE 5013DB + WHITE 9002LG

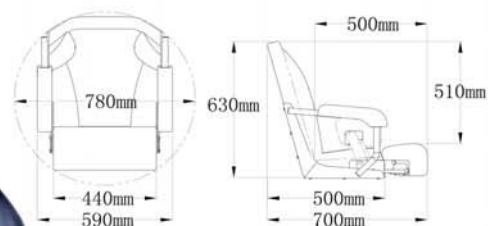


184101FL-8016/3090

184101FL-9011/7004

184101FL-5013/9002

184101FL-5013/9002



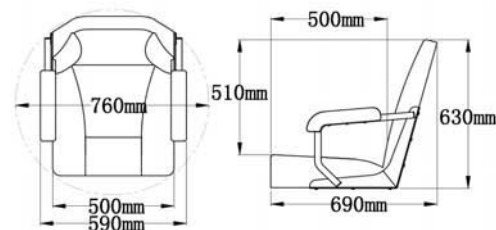
- 184101-5013 MO50 MOJO NONE FLIP UP SEAT; IN STAINLESS STEEL HINGE AND ARMRESTS;
 IN DARK BLUE VINYL 5013DB WITH BLUE 5012 DOUBLE STITCHINGS
 184101-3090 MO50 MOJO NONE FLIP UP SEAT; IN STAINLESS STEEL HINGE AND ARMRESTS;
 IN BEIGE 83090 VINYL WITH BROWN 1011 DOUBLE STITCHINGS



184101-5013

184101-3090

184101-3090



MO45 MINI MOJO SEAT; IN POLISHED & BRIGHT ANODIZED ALUMINIUM ARMREST FRAME

- 183102-8016/3090 DARK BROWN 8016 + BEIGE 83090
 183102-5013/9002 DARK BLUE 5013DB + WHITE 9002LG
 183102-9011/7004 BLACK 9011BK + LIGHT GRAY 7004MG
 183102-7043/9006 DARK GRAY 7043DG + LIGHT GRAY 9006LG

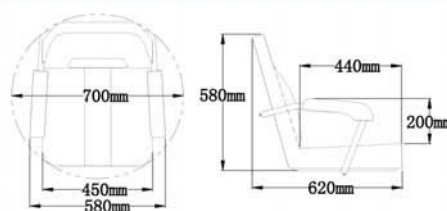


183102-8016/3090

183102-5013/9002

183102-9011/7004

183102-7043/9006

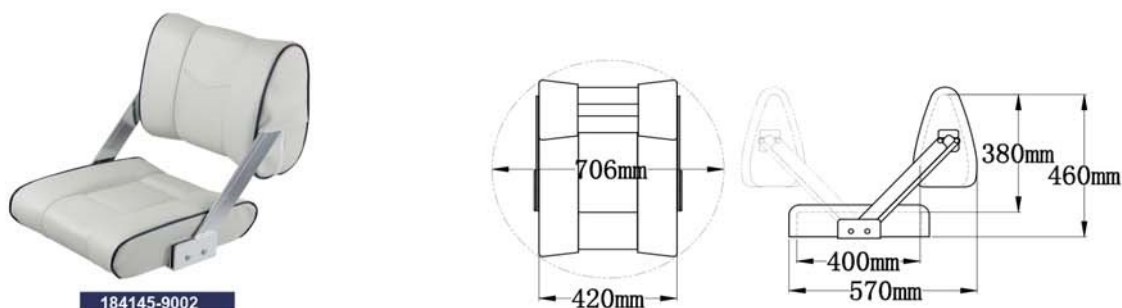


Custom-made seats are available to meet your design,color and layout requirements.

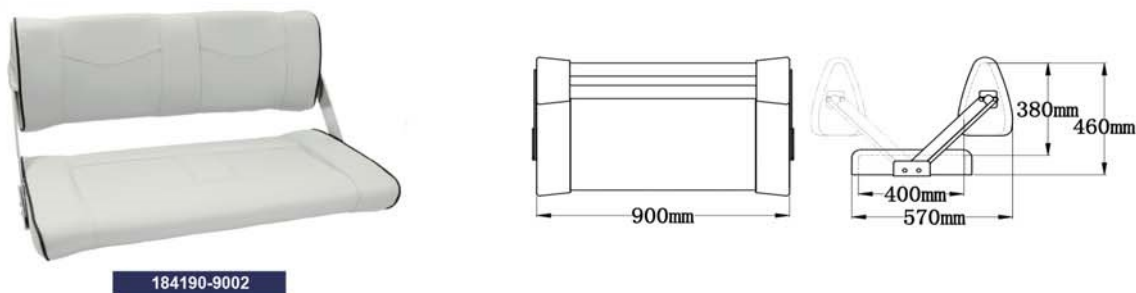
- 184102-9002W CAPTAIN SEAT WITH ARMREST, LOW BACK; WHITE 9002LG + WHITE 9002LG; NO LACES
- 184102-7043/7004 CAPTAIN SEAT WITH ARMREST, LOW BACK; DARK GRAY 7043DG + LIGHT GRAY 7004MG IN THE CENTER; NO LACES



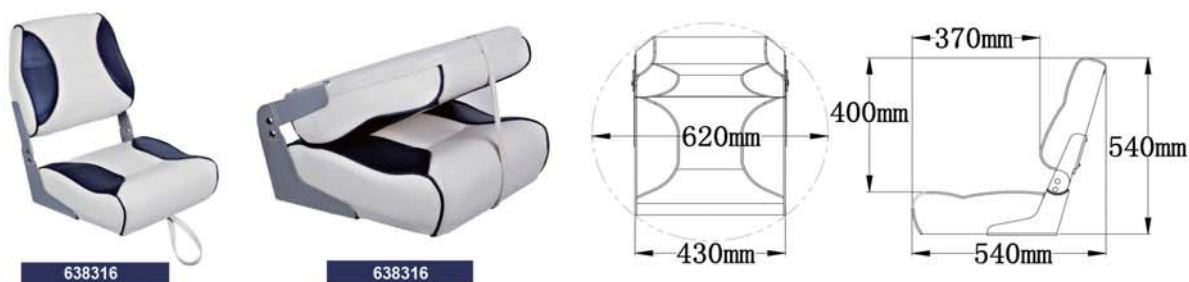
- 184145-9002 T45 TWO WAY FLIP BACK SEAT; WHITE 9002LG WITH DARK BLUE 5013DB LACES
- 184145-5013 T45 TWO WAY FLIP BACK SEAT; DARK BLUE 5013DB WITH WHITE 9002LG LACES



- 184190-9002 T90 TWO WAY FLIP BACK SEAT; WHITE 9002LG WITH DARK BLUE 5013DB LACES
- 184190-5013 T90 TWO WAY FLIP BACK SEAT; DARK BLUE 5013DB WITH WHITE 9002LG LACES



- 638315 S43 DELUXE FOLD DOWN SEAT; DARK GRAY 7043DG + LIGHT GRAY 7004MG + DARK GRAY 7043DG; LIGHT GRAY POWDER COATING NONE PINCH HINGE
- 638316 S43 DELUXE FOLD DOWN SEAT; DARK BLUE 5013DB + WHITE 9002LG + DARK BLUE 5013DB; LIGHT GRAY POWDER COATING NONE PINCH HINGE



184104-9002

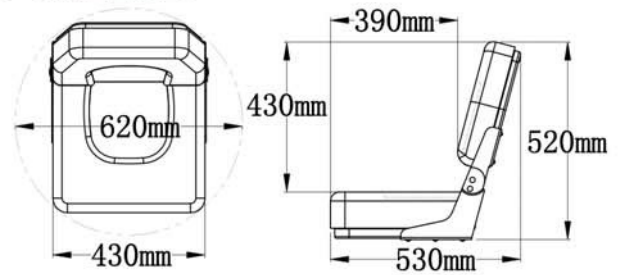
S43 FOLD DOWN SEAT ; WHITE 9002LG + DARK BLUE 5013DB

184104-5013

S43 FOLD DOWN SEAT ; DARK BLUE 5013DB + WHITE 9002LG



184104-9002



184105-9002

SC40 SEAT WITH NON PINCH HINGE, WHITE 9002LG WITH DARK BLUE 5013DB LACES

184105-5013

SC40 SEAT WITH NON PINCH HINGE, DARK BLUE 5013DB WITH WHITE 9002LG LACES

184105-9002W

SC40 SEAT WITH NON PINCH HINGE, WHITE 9002LG WITH WHITE 9002LG LACES



184105-5013



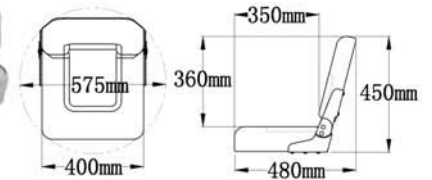
184105-9002W



184105-9002W



184105-9002W



184154-5013

S40 STANDARD SEAT, DARK BLUE 5013DB + WHITE 9002LG LACES

184154-9002

S40 STANDARD SEAT, WHITE 9002LG + DARK BLUE 5013DB LACES

184154-9002R

S40 STANDARD SEAT, WHITE 9002LG + RED 3003R IN THE CENTER AND RED 3003R LACES



184154-5013



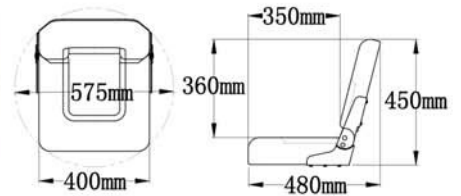
184154-9002



184154-9002



184154-9002R



184157-9002

S90 DOUBLE SEAT, WHITE 9002LG WITH DARK BLUE 5013DB LACES

184157-5013

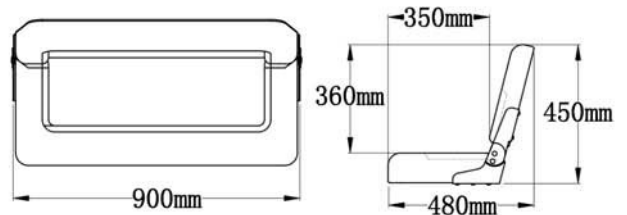
S90 DOUBLE SEAT, DARK BLUE 5013DB WITH WHITE 9002LG LACES



184157-9002



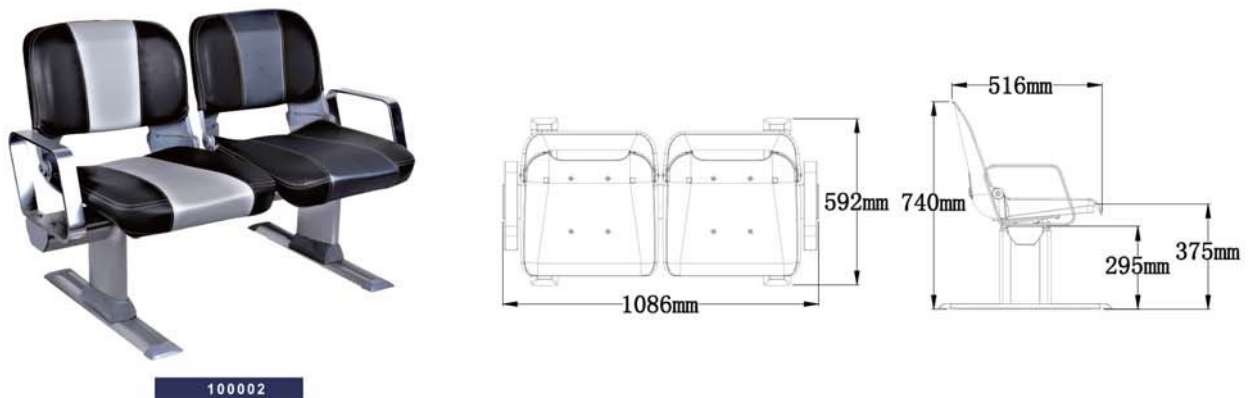
184157-9002



- 184153-S SS48 SHELL ONLY ; LIGHT GRAY
- 184158-5013 SS48 SEAT WITH CUSHION, DARK BLUE 5013DB + WHITE 9002LG + DARK BLUE 5013DB
- 184159-9002 SS48 SEAT WITH CUSHION, ALL WHITE 9002LG
- 184158-5013D DELUXE SS48 SEAT WITH FAT CUSHION DOUBLE STITCHES, DARK BLUE 5013DB + LIGHT GRAY 7004MG + DARK BLUE 5013DB;
- 184158-7043D DELUXE SS48 SEAT WITH FAT CUSHION DOUBLE STITCHES, DARK GRAY 7043DG + LT GREY 7004MG + DARK GRAY 7043DG



- 100002 SS48 FERRY SEAT ; TWO SEATS PER ROW
- 100003 SS48 FERRY SEAT ; THREE SEATS PER ROW
- 100004 SS48 FERRY SEAT ; FOUR SEATS PER ROW



- 180287P-7043R FLAT CUSHION WITH DROP DOWN HINGE; HAND POLISHED AND BRIGHT ANODIZED; DARK GRAY 7043DG WITH RED 3003R LACES
- 180287-9002/5013 FLAT CUSHION WITH DROP DOWN HINGE; LIGHT GRAY POWDER COATING HINGE; WHITE 9002LG WITH DARK BLUE 5013DB LACES
- 180287-9010LN FLAT CUSHION WITH DROP DOWN HINGE; LIGHT GRAY POWDER COATING HINGE; WHITE 9010 WITH EMBOSS LINES AND DARK BLUE LACES
- 180287-HP DROP DOWN HINGE; HAND POLISHED AND BRIGHT ANODIZED; PER PAIR
- 180287-HG DROP DOWN HINGE; LIGHT GRAY POWDER COATING; PER PAIR
- 180287-HW DROP DOWN HINGE; WHITE POWDER COATING; PER PAIR



Custom-made seats are available to meet your design,color and layout requirements.

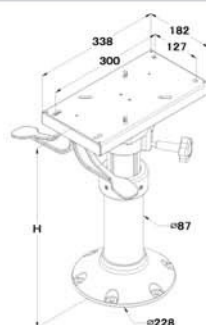
OCEAN POWER GAS RISE PEDESTAL WITH SLIDE; IN HAND POLISHED AND BRIGHT ANODIZED PIPE & 12" HD BASE

| | |
|--------|-----------------------------|
| 186501 | ADJUSTS FROM 300MM TO 400MM |
| 186601 | ADJUSTS FROM 350MM TO 470MM |
| 186417 | ADJUSTS FROM 430MM TO 610MM |
| 186421 | ADJUSTS FROM 530MM TO 710MM |
| 186431 | ADJUSTS FROM 560MM TO 800MM |



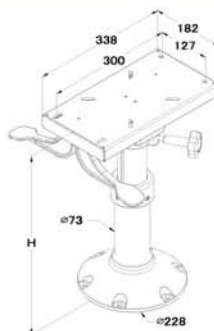
OCEAN POWER GAS RISE PEDESTAL WITH SLIDE; IN HAND POLISHED AND BRIGHT ANODIZED PIPE & 9" HD BASE

| | |
|--------|-----------------------------|
| 185501 | ADJUSTS FROM 300MM TO 400MM |
| 185601 | ADJUSTS FROM 350MM TO 470MM |
| 185417 | ADJUSTS FROM 430MM TO 610MM |
| 185421 | ADJUSTS FROM 530MM TO 710MM |

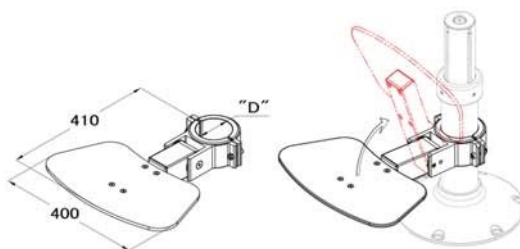


- Features:**
1. Smooth thick-wall anodized base and pipe.
 2. 400Newton gas spring assisted for effortless height adjustment.
 3. Allows 360° of rotation and 5" of smooth, wobble-free fore and aft travel.
 4. The pedestal incorporates a Heavy duty base with 3.4" post with great strength and stability.

184415 2-3/8" POWER RISE PEDESTAL WITH SLIDE, ADJUST FROM 380-510MM; ANODIZED



- 188573-AL FOLDABLE FOOTREST WITH ALUMINIUM STEP; FITS 73MM O.D. PIPE; POLISHED & BRIGHT ANODIZED
- 188587-AL FOLDABLE FOOTREST WITH ALUMINIUM STEP; FITS 87MM O.D. PIPE; POLISHED & BRIGHT ANODIZED



OCEAN POWER MANUAL ADJUSTABLE PEDESTAL WITH SLIDE; POLISHED & BRIGHT ANODIZED

186771 IN HD 12" DIAMETER BASE;
ADJUSTS FROM 300MM TO 400MM

186781 IN HD 12" DIAMETER BASE;
ADJUSTS FROM 350MM TO 470MM

186717 IN HD 12" DIAMETER BASE;
ADJUSTS FROM 435MM TO 635MM



185771 IN HD 9" DIAMETER BASE;
ADJUSTS FROM 300MM TO 400MM

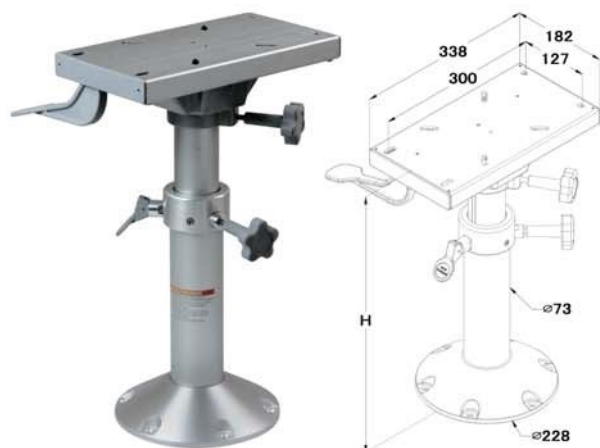
185781 IN HD 9" DIAMETER BASE;
ADJUSTS FROM 350MM TO 470MM

185717 IN HD 9" DIAMETER BASE;
ADJUSTS FROM 435MM TO 635MM

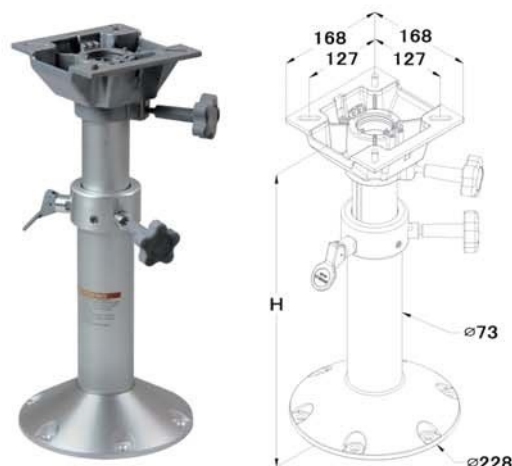


- Features:**
1. Smooth thick-wall hand polished & bright anodized four ribs pipe.
 2. Seat raises or lowers, locks at desired height.
 3. This pedestal incorporates a Heavy duty base with 3.4" four ribs post with great strength and stability.
 4. Simple friction locking height adjustment handle.
 5. Allows 360° of rotation and 5" of smooth, wobble-free fore and aft travel

184617 2-3/8" MANUAL ADJUSTABLE SEAT
PEDESTAL WITH SLIDE; ADJUSTS FROM
435MM TO 635MM ; ANODIZED

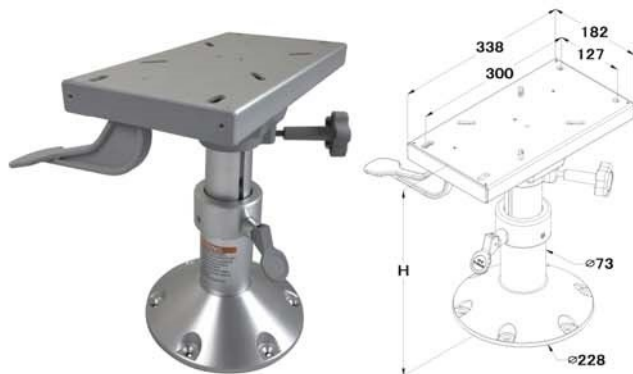


184717 2-3/8" MANUAL ADJUSTABLE SEAT
PEDESTAL WITH SWIVEL; ADJUSTS FROM
435MM TO 635MM ; ANODIZED



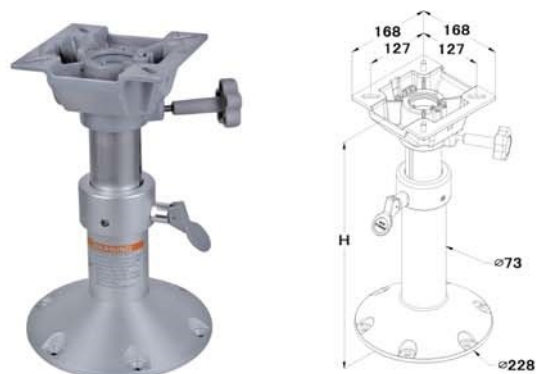
184612 2-3/8" MANUAL ADJUSTABLE SEAT
PEDESTAL WITH SLIDE; ADJUSTS FROM
300MM TO 400MM; ANODIZED

184614 2-3/8" MANUAL ADJUSTABLE SEAT
PEDESTAL WITH SLIDE; ADJUSTS FROM
350MM TO 470MM; ANODIZED



184712 2-3/8" MANUAL ADJUSTABLE SEAT
PEDESTAL WITH SWIVEL; ADJUSTS FROM
300MM TO 400MM; ANODIZED

184714 2-3/8" MANUAL ADJUSTABLE SEAT
PEDESTAL WITH SWIVEL; ADJUSTS FROM
350MM TO 470MM; ANODIZED



183612 2-3/8" MANUAL ADJUSTABLE SEAT
PEDESTAL WITH SLIDE; ADJUSTS FROM
300MM TO 400MM; ANODIZED

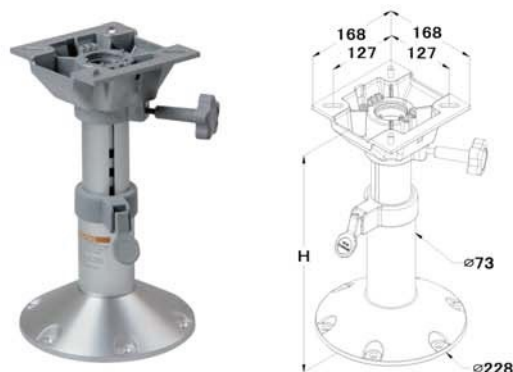
183614 2-3/8" MANUAL ADJUSTABLE SEAT
PEDESTAL WITH SLIDE; ADJUSTS FROM
350MM TO 470MM; ANODIZED




183712 2-3/8" MANUAL ADJUSTABLE SEAT
PEDESTAL WITH SWIVEL; ADJUSTS FROM
300MM TO 400MM; ANODIZED

183714 2-3/8" MANUAL ADJUSTABLE SEAT
PEDESTAL WITH SWIVEL; ADJUSTS FROM
350MM TO 470MM; ANODIZED

183717 2-3/8" MANUAL ADJUSTABLE SEAT
PEDESTAL WITH SWIVEL; ADJUSTS FROM
435MM TO 635MM ; ANODIZED



183503 BELLISSIMO MANUAL ADJUSTABLE PEDESTAL
WITH SWIVEL; ADJUSTS FROM 330MM TO 430MM;
GRAY POWDER COATED ; **CLASS B**



Features for the above pedestals:

1. Smooth thick-wall anodized base and pipe.
2. Seat raises or lowers, locks at desired height.
3. Simple friction locking height adjustment handle.
4. Allows 360° of rotation OR 5" of smooth, wobble-free fore and aft travel.

186113P 12" HD BASE FIXED HEIGHT PEDESTAL WITH SLIDE; TOTAL HEIGHT 330MM; POLISHED AND BRIGHT ANODIZED BASE AND PIPE

186118P 12" HD BASE FIXED HEIGHT PEDESTAL WITH SLIDE; TOTAL HEIGHT 457MM; POLISHED AND BRIGHT ANODIZED BASE AND PIPE



184113 FIXED HEIGHT PEDESTAL WITH SLIDE; TOTAL HEIGHT 330MM; IN 9" ANODIZED BASE

184118 FIXED HEIGHT PEDESTAL WITH SLIDE; TOTAL HEIGHT 457MM; IN 9" ANODIZED BASE



180105 LOW PROFILE SEAT PEDESTAL WITH SLIDE ; TOTAL HEIGHT 155MM; ANODIZED



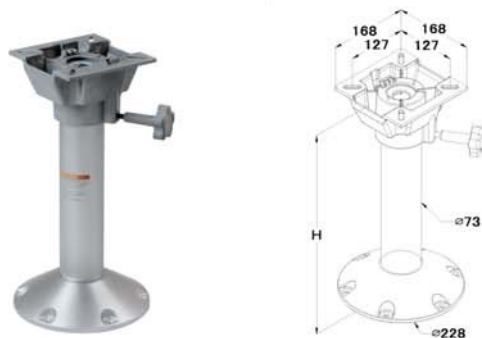
185113P 9" HD FIXED HEIGHT PEDESTAL WITH SLIDE; TOTAL HEIGHT 330MM; POLISHED AND BRIGHT ANODIZED BASE AND PIPE

185118P 9" HD FIXED HEIGHT PEDESTAL WITH SLIDE; TOTAL HEIGHT 457MM; POLISHED AND BRIGHT ANODIZED BASE AND PIPE



184013 FIXED HEIGHT PEDESTAL WITH SWIVEL; TOTAL HEIGHT 330MM; IN 9" ANODIZED BASE

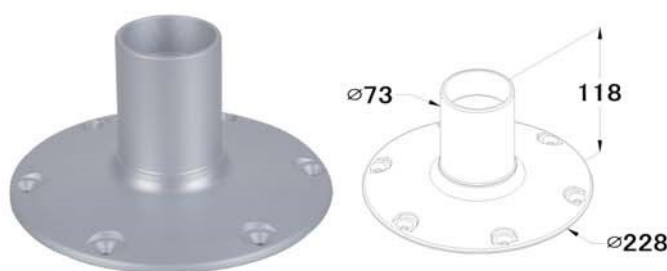
184018 FIXED HEIGHT PEDESTAL WITH SWIVEL; TOTAL HEIGHT 457MM; IN 9" ANODIZED BASE



180005 LOW PROFILE SEAT PEDESTAL WITH SWIVEL ; TOTAL HEIGHT 134MM; ANODIZED



180005-WOS LOW PROFILE SEAT BASE; ANODIZED



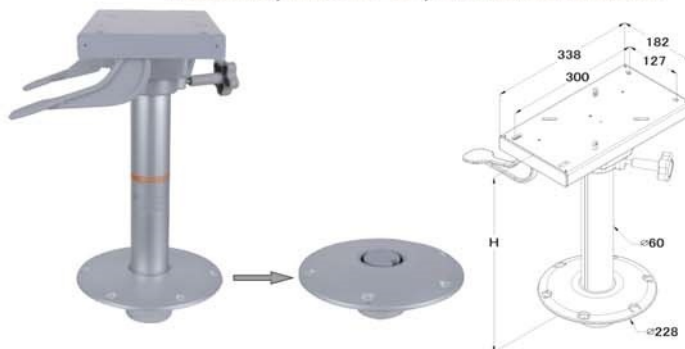
Features for the above pedestals:

1. Smooth thick-wall anodized aluminum.
2. 2-7/8"(73mm)diameter & 4mm wall w/plastic endcap.
3. 2-7/8" seat mount.
4. Allows 360°of rotation OR 5" of smooth, wobble-free fore and aft travel.
5. Available in various lengths.

380015 STURDY REMOVABLE PEDESTAL WITH SWIVEL; HEIGHT 15"; IN ANODIZED BASE



380115L STURDY REMOVABLE PEDESTAL WITH SLIDE LOCKING; HEIGHT 15"; IN ANODIZED BASE



380713HL STURDY REMOVABLE HI-LOW PEDESTAL WITH SWIVEL; HEIGHT 330MM; IN ANODIZED BASE

380715HL STURDY REMOVABLE HI-LOW PEDESTAL WITH SWIVEL; HEIGHT 380MM; IN ANODIZED BASE



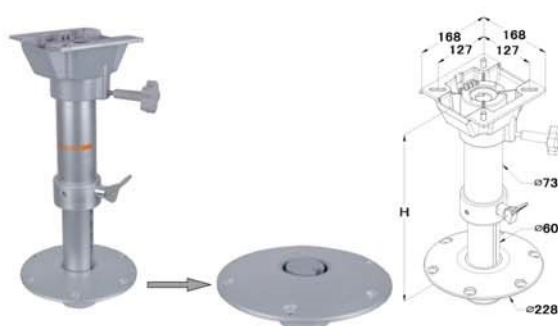
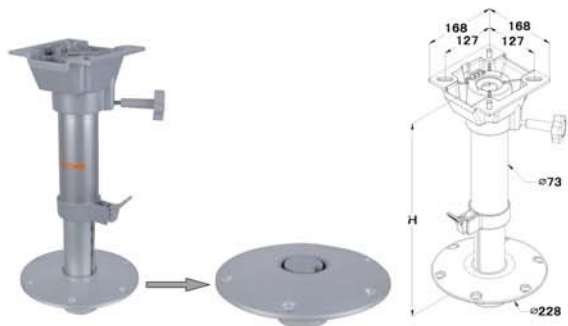
380901 2-3/8" STURDY REMOVABLE POWER RISE PEDESTAL; ADJUSTS FROM 14" to 20"; MS GAS CYLINDER

380902 2-3/8" STURDY REMOVABLE POWER RISE PEDESTAL; ADJUSTS FROM 22" to 28"; MS GAS CYLINDER

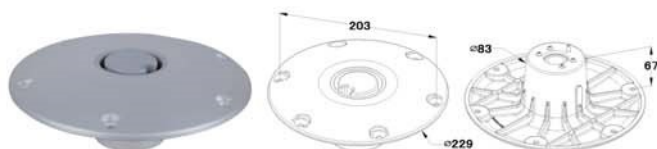


380313 MANUAL ADJUST REMOVABLE PEDESTAL WITH SWIVEL; 13"-19" IN ANODIZED BASE; PLASTIC CONNECTOR

380313A MANUAL ADJUST REMOVABLE PEDESTAL WITH SWIVEL; 13"-19" IN ANODIZED BASE; ALUMINUM CONNECTOR



380015-1 BASE ONLY SUIT REMOVABLE PEDESTAL ; ANODIZED



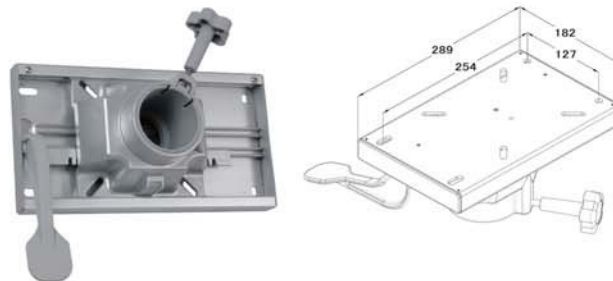
Features:

1. Allow simple removal of pedestal to maximise the cockpit space.
2. A unique keyed post provides security against rotation in seat mount and base.
3. The keyed post could easily to be removed from its deck base.
4. Anodized base for corrosion protection.
5. All parts are available separately, one set incl. one each of the post, base & seat swivel.
6. The base is available in round or flatside "D" shape
7. Available in various lengths.

- 383121 SEAT SLIDE, FITS 2-7/8" (73mm) OD PEDESTAL ;
IN ANODIZED MOUNTING PLATE
- 383131 SEAT SLIDE, FITS 2-3/8" (60mm) OD PEDESTAL ;
IN ANODIZED MOUNTING PLATE
- 383131L SEAT SLIDE LOCKING, FITS 2-3/8" (60mm) OD
PEDESTAL; IN ANODIZED MOUNTING PLATE



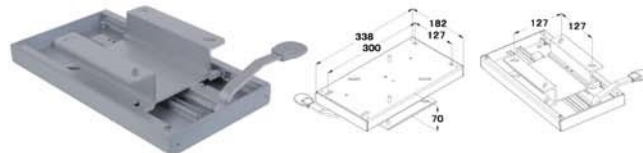
- 383121-289 2 7/8" SHORT SLIDE (289MM) FITS
183152R- BJR52 FLIP UP SEAT
- 383131-289 2 3/8" SHORT SLIDE (289MM) FITS
183152R- BJR52 FLIP UP SEAT



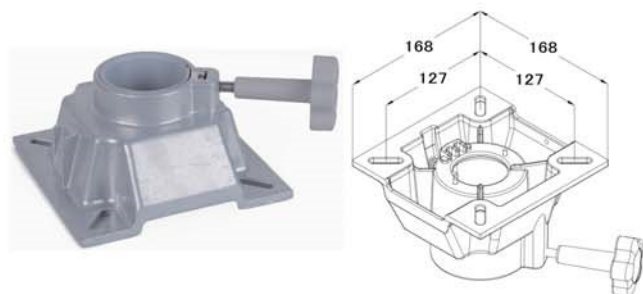
- 383121-W 2-7/8" WIDE SLIDE , FITS 2-7/8" (73MM)
OD PEDESTAL



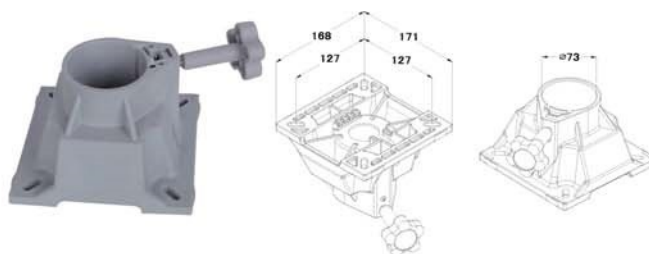
- 383100 HEAVY DUTY SLIDE; ANODIZED



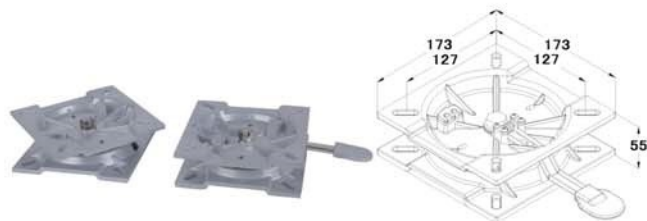
- 383021 SEAT SWIVEL, FITS 2-7/8" (73MM) OD PEDESTAL
- 383031 SEAT SWIVEL, FITS 2-3/8" (60mm) OD PEDESTAL



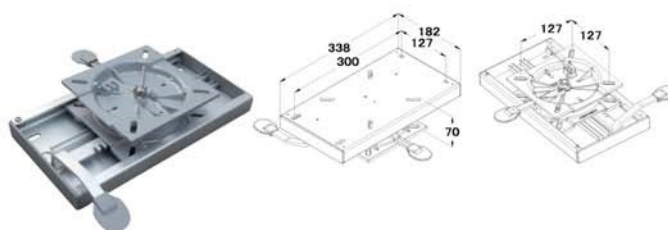
- 783021 PLASTC SEAT SWIVEL, FITS 2-7/8" (73MM)
OD PEDESTAL; LIGHT GARY



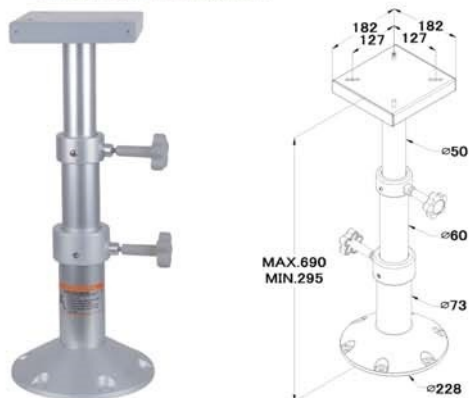
- 383020 CAST ALUMINUM 7"X7" SWIVEL ; GRAY
POWDER COATED
- 383020L CAST ALUMINUM 7"X7" SWIVEL LOCKING ;
GRAY POWDER COATED



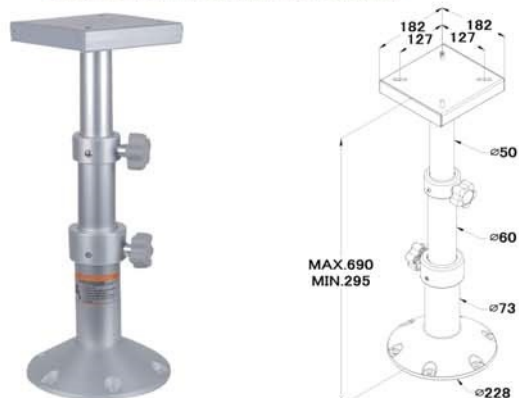
- 383120 CAST ALUMINUM 7"X7" SWIVEL WITH SLIDE;
GRAY POWDER COATED
- 383120L CAST ALUMINUM 7"X7" SWIVEL LOCKING
WITH SLIDE



189903 THREE STEPS MANUAL ADJUSTABLE TABLE PEDESTAL WITH SLIDE EXT.PLATE; IN 9" DIAMETER ANODIZED BASE; ADJUSTS FROM 295 TO 690MM



189903-SH THREE STEPS MANUAL ADJUSTABLE TABLE PEDESTAL WITH SLIDE EXT.PLATE(SHORT HANDLE) ;IN 9"DIAMETER ANODIZED BASE; ADJUSTS FROM 295 TO 690MM


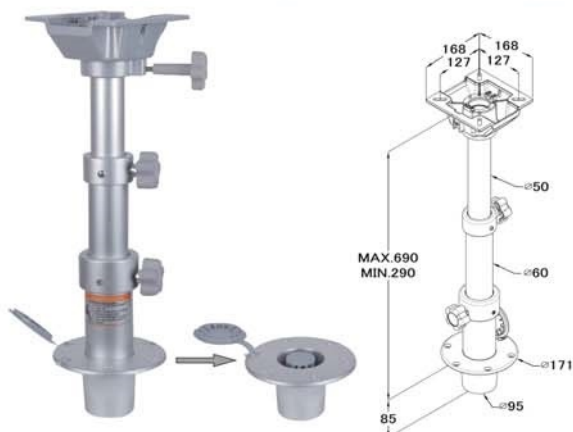


189603 STOWABLE REMOVABLE MANUAL ADJ.3 STEPS TABLE PEDESTAL WITH SWIVEL (INCLUDES THE GRAY COVER FOR BASE); 290 TO 690MM

189727 2-7/8" STOWABLE REMOVABLE FIXED HEIGHT TABLE PEDESTAL WITH 2-3/8"(60MM) SWIVEL; TOTAL HEIGHT:690MM;INCLUDE THE LIGHT GRAY CAP ON THE BASE

189603-1 STOWABLE REMOVABLE BASE ONLY (INCLUDES THE GRAY COVER) FITS TABLE PEDESTAL P/N 189603 OR 189727; ANODIZED


189727-2 POST ONLY WITH ADAPTER 73MM TO 60MM FIT 189727 TABLE PEDESTAL



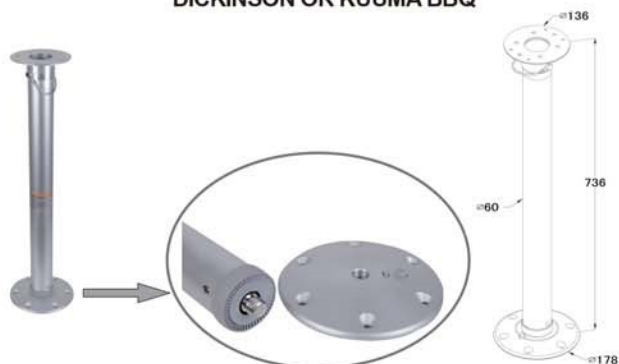
189627 STOWABLE REMOVABLE FIXED HEIGHT TABLE PEDESTAL 27"; ANODIZED

189627-1 STOWABLE TABLE BASE ONLY; ANODIZED

189627-3 TABLE SWIVEL ONLY; ANODIZED




189929-BBQ **THREADED LOCK BBQ PEDESTAL;**
TOTAL HEIGHT 29"; FITS MAGMA,
DICKINSON OR KUUMA BBQ



189927 **REMOVABLE TABLE PEDESTAL WITH SWIVEL; HEIGHT**
27"(685MM); SATIN ANODIZED FINISH ; 2MM WALL PIPE

189927-1 **EXTRA THREADED LOCK TABLE BASE; ANODIZED**



189900 **MANUAL ADJ. TABLE PEDESTAL; ADJUSTS FROM**
50CM TO 70CM; POLISHED AND BRIGHT ANODIZED

189900-SH **MANUAL ADJ. TABLE PEDESTAL(SHORT**
HANDLE); ADJUSTS FROM 50CM TO 70CM;
POLISHED AND BRIGHT ANODIZED



189000-TR **TABLE TOP ONLY ; ROUND 24"(610MM)DIAMETER**

189000-TO **TABLE TOP ONLY ; OVAL(18"x30")(457*762MM)**

189927-TR **TABLE TOP, ROUND 24"DIAMETER WITH THREADED LOCK REMOVABLE FIXED HEIGHT PEDESTAL 27"; ANODIZED**

189900-TR **TABLE TOP, ROUND 24"DIAMETER WITH THREADED LOCK MANUAL ADJ. TABLE PEDESTAL ADJUSTS FROM 50CM TO 70CM, POLISHED AND BRIGHT ANODIZED**

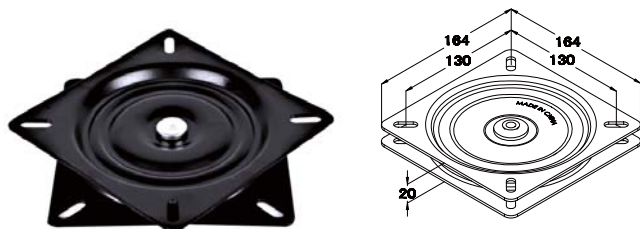
189927-TO **TABLE TOP, OVAL(18"x30") WITH THREADED LOCK REMOVABLE FIXED HEIGHT PEDESTAL 27"; ANODIZED**

189900-TO **TABLE TOP, OVAL(18"x30") WITH THREADED LOCK MANUAL ADJ. TABLE PEDESTAL ADJUSTS FROM 50CM TO 70CM; POLISHED AND BRIGHT ANODIZED**

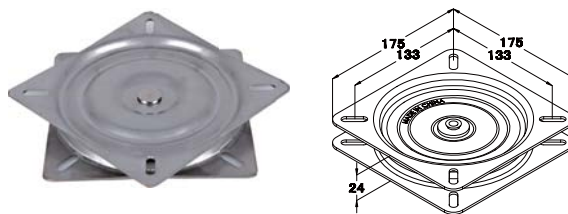


- Features:**
1. Provides effortless take down of the table system for storage.
 2. Mount base nearly flush with deck for minimal interference when table is removed.
 3. The base is mounted directly on the deck(no post hole required in deck).
 4. Unique locking system ensures that the pedestal is locked.
 5. Available in various lengths.
 6. Anodized finish to resist saltwater corrosion.

383010 SEAT SWIVEL; MS E-COATED



383009 SEAT SWIVEL; STAINLESS STEEL

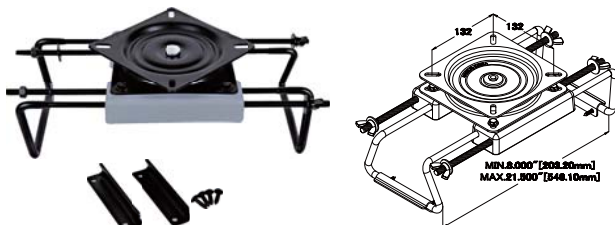


387010 KWIK RELEASE SWIVEL

387010L KWIK RELEASE SWIVEL WITH LOCKING LEVER



182129 SEAT CLAMP WITH SWIVEL

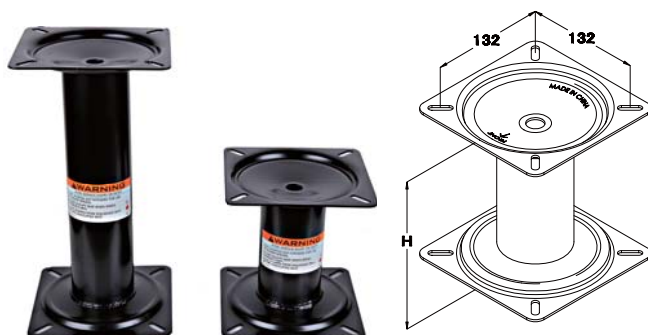


Features For 387010:

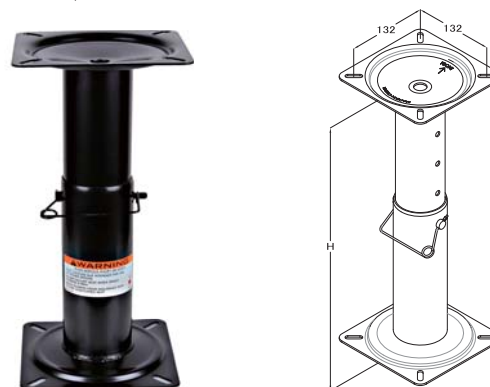
1. This non-corrosive Quick-Release seat swivel is made from two uniquely designed mounting plates.
2. They work with most standard small boat seats allowing them to swivel and to be easily removed.
3. This low profile swivel can be installed on any flat surface with 4 screws (sold separately) and is ideal for bench seats, pedestals and engine boxes.
4. Easy removal of the swivel allows the seat to be removed from the boat completely, or used in different locations on the boat by purchasing an additional mounting base only.
5. To be made from modified marine grade plastic material.

383007 BOAT SEAT ECONOMY PEDESTAL 7" ; MS E-COATED

383013 BOAT SEAT ECONOMY PEDESTAL 13" ; MS E-COATED

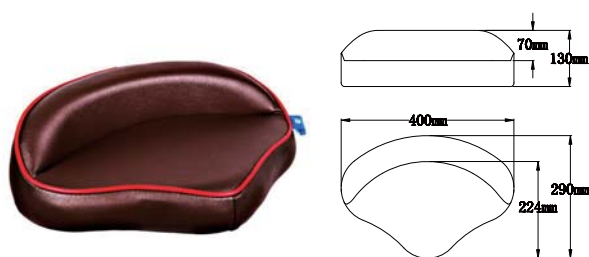


382127 BOAT SEAT MANUAL ADJUSTABLE PEDESTAL; 12"-18" ; MS E-COATED



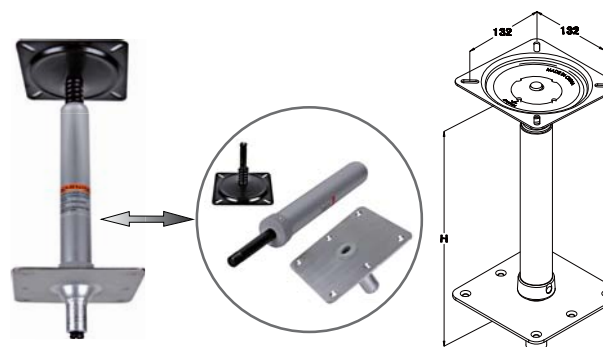
184203-9002 PRO SEAT, WHITE 9002LG + DARK BLUE 5013DB LACES

184203-8016R PRO SEAT, DARK BROWN 8016 + RED 3003R LACES



182124-NT KWIK CONNECT 3-PCS PEDESTAL SET ;14.4"

182124 THREADED 3-PCS PEDESTAL SET ;14.4"



182113 PEDESTAL DECK PLATE-4"x8"

182110 PEDESTAL DECK PLATE--7"x7" THREADED

182111 PEDESTAL DECK PLATE--7"x7"KWIK CONNECT

182112 PEDESTAL DECK PLATE--7"x7"OFFSET

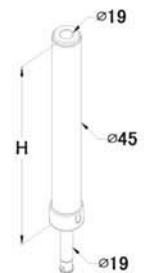


182118 POST-11" KWIK CONNECT

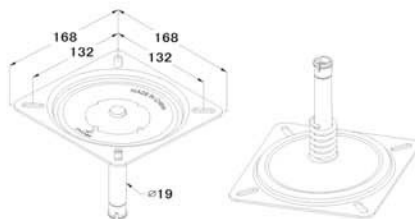
182117 POST-11" THREADED

182119 POST-13" KWIK CONNECT

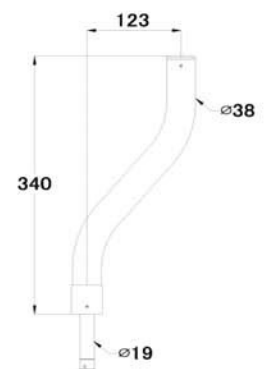
182121 POST-15" KWIK CONNECT



182114 SEAT MOUNT E-COATED



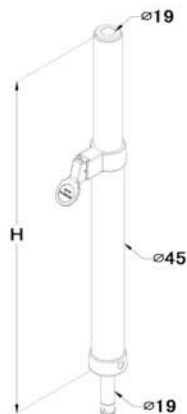
182120 5" OFFSET POST; STAINLESS STEEL



182122 PRO PEDESTAL-KWIK CONNECT; 22"-30.8"

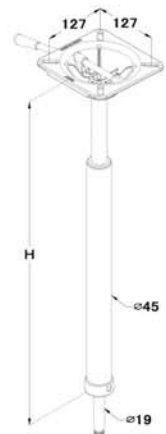
182122-S PRO PEDESTAL-KWIK CONNECT; 15.75"-22.85"

182123 PRO PEDESTAL-THREADED; 22"-30.8"



182125 POWER RISE PEDESTAL; THREADED; HEIGHT ADJUSTMENT 22.5" to 29.25"; MS GAS CYLINDER

125271 POWER RISE PEDESTAL; THREADED; HEIGHT ADJUSTMENT 16" to 22.75"; MS GAS CYLINDER

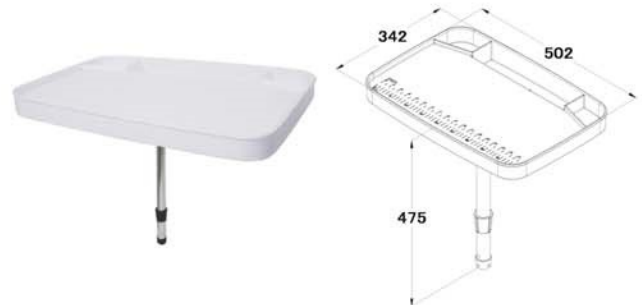


- Features:**
1. 3/4" Pin System.
 2. Stainless Steel Mounting Plate of deck base.
 3. The post or pedestal could easily to be removed from its deck base.
 - 4.The post or pedestal is Available in various lengths and finishes (Anodized, Black E-coated , Polished & Bright dip).
 5. Meets ABYC Standard H-31 Type B Seating.

515210 SMALL BAIT BOARD (CUTTING AREA 500x275MM, OUTER SIZE OF THE BOARD IS 515 x 358mm) WITH 1 RAIL MOUNT



515215 SMALL BAIT BOARD (CUTTING AREA 500x275MM, OUTER SIZE OF THE BOARD IS 515 x 358mm) WITH 1 ADJUSTABLE LEGS



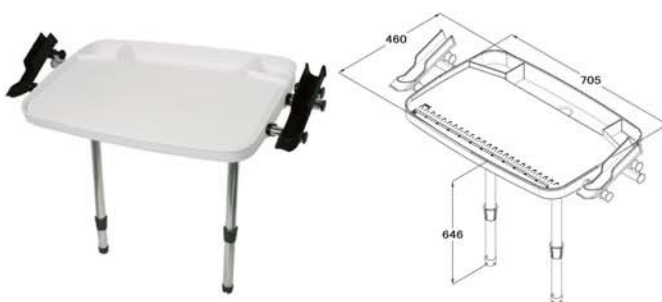
515220 LARGE BAIT BOARD(CUTTING AREA 705 x 370MM, OUTER SIZE OF THE BOARD IS 720 x 475mm)WITH 2 RAIL MOUNT BRACKET



515225 LARGE BAIT BOARD (CUTTING AREA 705 x 370MM, OUTER SIZE OF THE BOARD IS 720 x 475mm)WITH 2 ADJUSTABLE LEGS



515230 LARGE BAIT BOARD (CUTTING AREA 705 x 370MM, OUTER SIZE OF THE BOARD IS 720 x 475mm)WITH 2 ADJUSTABLE LEGS AND 2 ROD HOLDERS



515205 BAIT BOARD; IN STAINLESS STEEL FRAME WITH WHITE PLASTIC BOARD & WHITE ROD HOLDER CAPS;WITH 2 ADJUSTABLE LEGS



- Features:**
1. 2 Tackle Trays.
 2. Separate Waste Area.
 3. UV Stable Polyethylene.
 4. Requires Rod Holder for Mounting (not included) .
 5. Optional Rail Mount Bracket.

515260 RAIL MOUNT INCL. A20157 CLAMP



400081 ROD HOLDER SS316 ANGLED HEAD
400083 ROD HOLDER SS316 STRAIGHT HEAD



515265 ADJUSTABLE LEGS TO SUIT THE LARGE BAIT BORAD



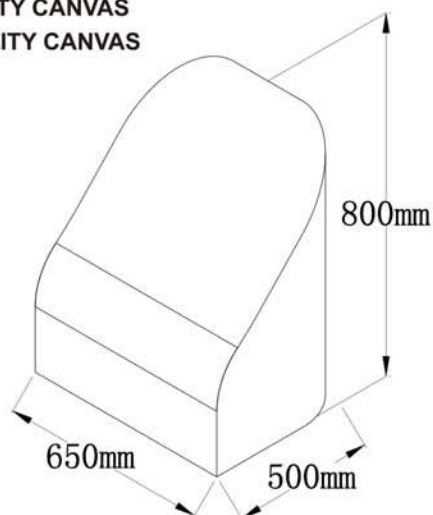
184171 RS350 STEERING WHEEL SPORT WITH LOGO



184170 RC350 STEERING WHEEL CRUISER WITH LOGO




184180 SK1 SEAT COVER SINGLE;IN DARK BLUE FABRIC
184182-9011 SK1 SEAT COVER SINGLE;IN BLACK FABRIC
184182-9006 SK1 SEAT COVER SINGLE;IN SILVER FABRIC
184181 SK2 SEAT COVER DOUBLE;IN DARK BLUE FABRIC
184180-FAB SK1 SEAT COVER SINGLE;IN DARK BLUE HIGH QUALITY CANVAS
184181-FAB SK2 SEAT COVER DOUBLE;IN DARK BLUE HIGH QUALITY CANVAS





- Features:**
1. Unique Cable activated 3 stage Gas rise table Pedestal.
 2. Height adjustment easily controlled by cable activated handle.
 3. Optional locking handles to prevent movement when pedestal in high position.
 4. Height adjustable from 330mm (Bed Support) to 700mm (Table Pedestal) .
 5. Hand Polished & Bright Anodized Marine grade Aluminum.



9017BLK



5003DB



7015DG



9008LG



9011BK



5013DB



7043DG



8016



9010



9002LG



7004MG



83090



6001GN



1004YE



3003R



1. Water proof and UV resistant Marine grade vinyl, available in rolls to match the complete boat interior to your boat seat.
2. All the seats are custom-made to meet your design, color, layout requirement.
3. For more detailed information, please contact us.

SMOOTH RIDE SEATS
SHOCK ABSORBING BOAT SEATS AND MORE